

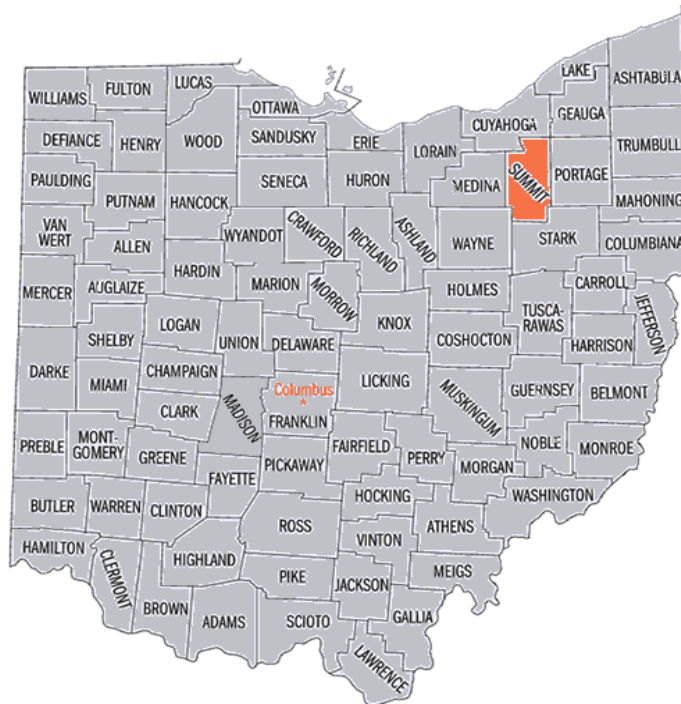


Summit County Monthly Indicators

Akron Area Board of REALTORS®

A research tool provided by the Akron Area Board of REALTORS®
Brought to you by the unique data-sharing traditions of the REALTOR® community

December 2010



Contents

New Listings	2
Pending Sales	3
Closed Sales	4
Days On Market Until Sale	5
Median Sales Price	6
Average Sales Price	7
Percent of Original List Price Received at Sale	8
Housing Affordability Index	9
Inventory of Homes Available	10
Months Supply of Inventory	11
Market Overview	12
Explanation Page	13

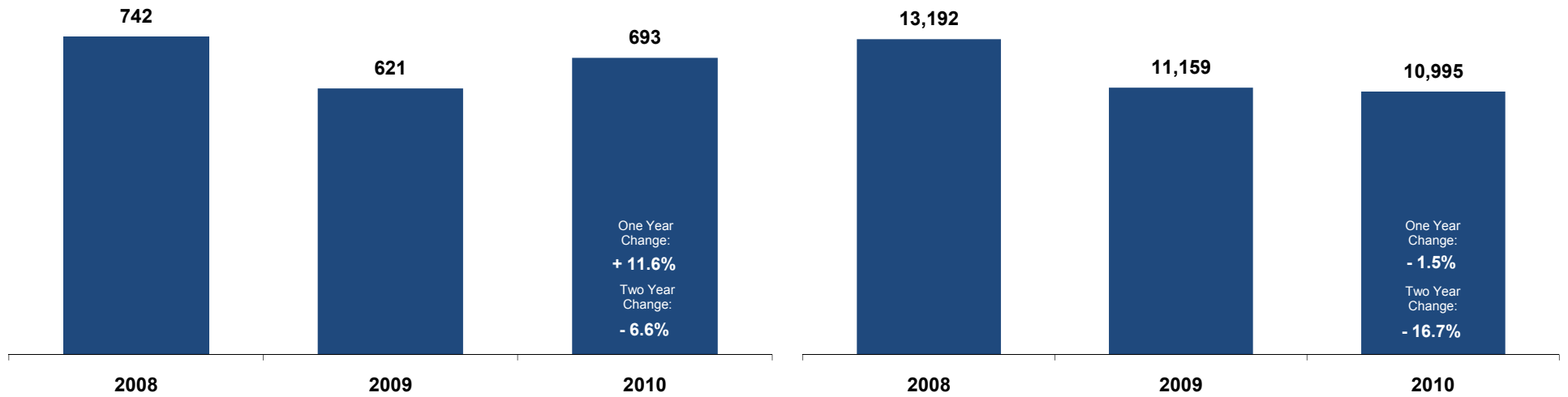
New Listings

A Monthly Indicator from the **Akron Area Board of REALTORS® (Summit County Only)**

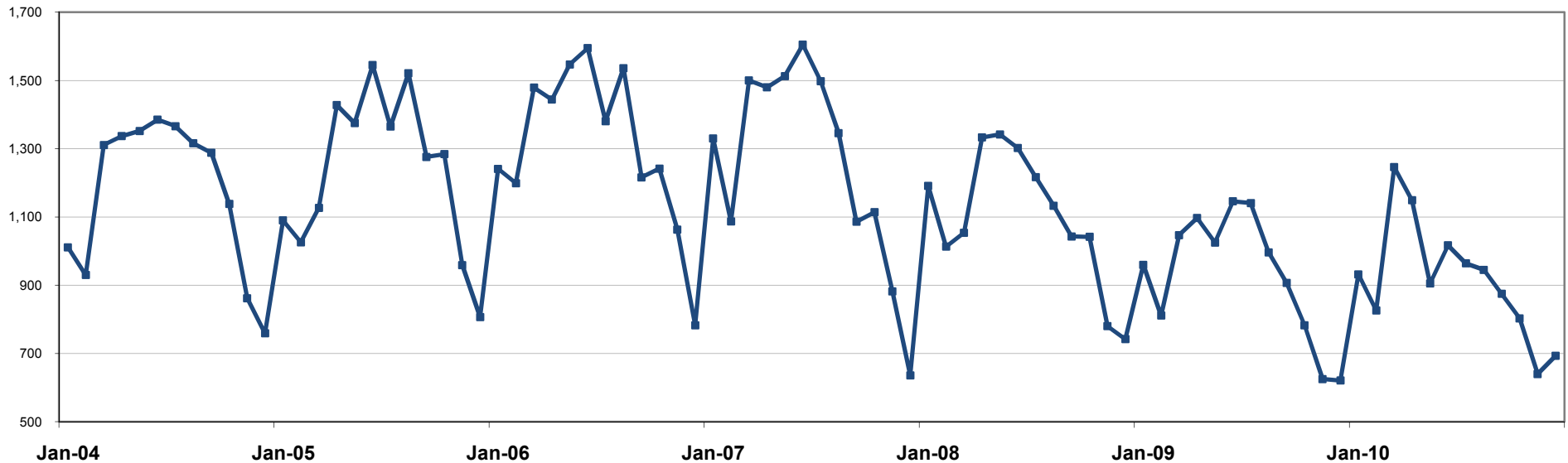


December

Year to Date



Historical New Listings



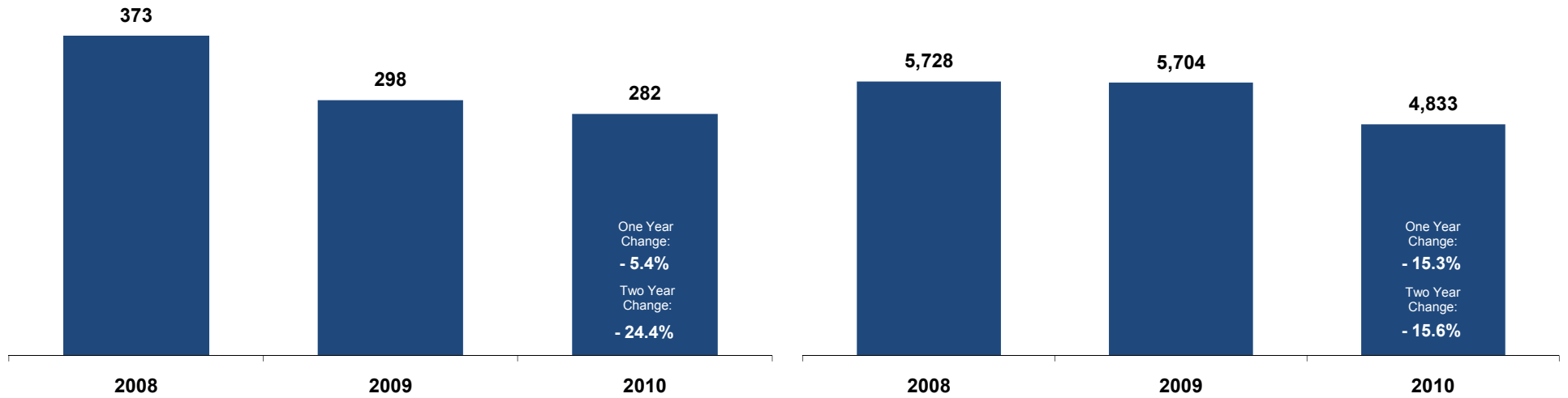
Pending Sales

A Monthly Indicator from the Akron Area Board of REALTORS® (Summit County Only)

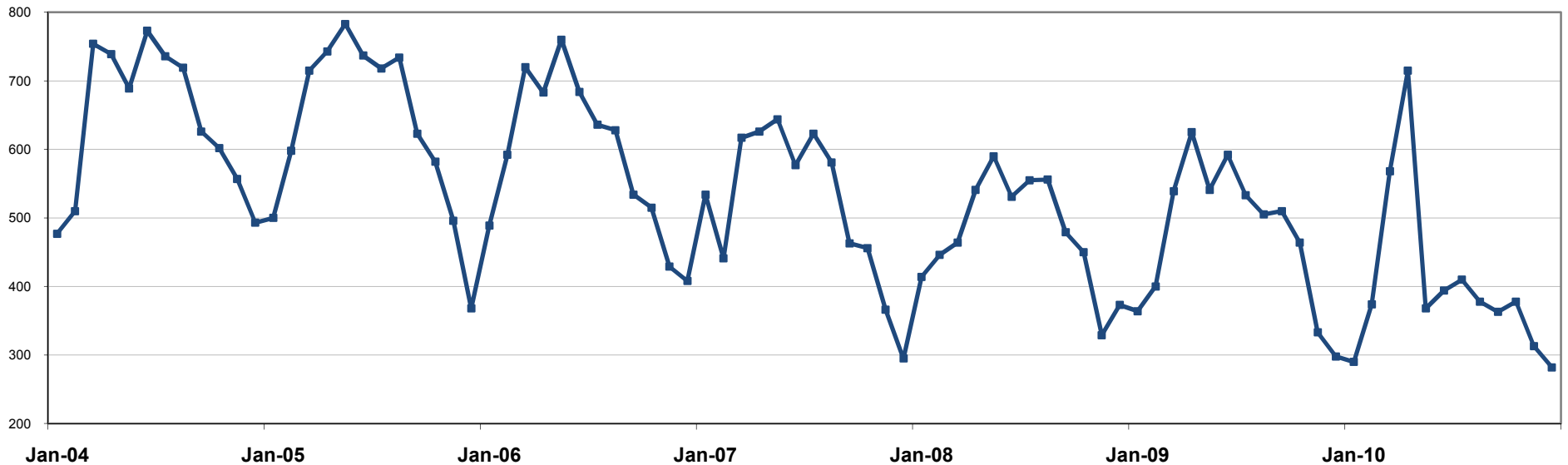


December

Year to Date



Historical Pending Sales



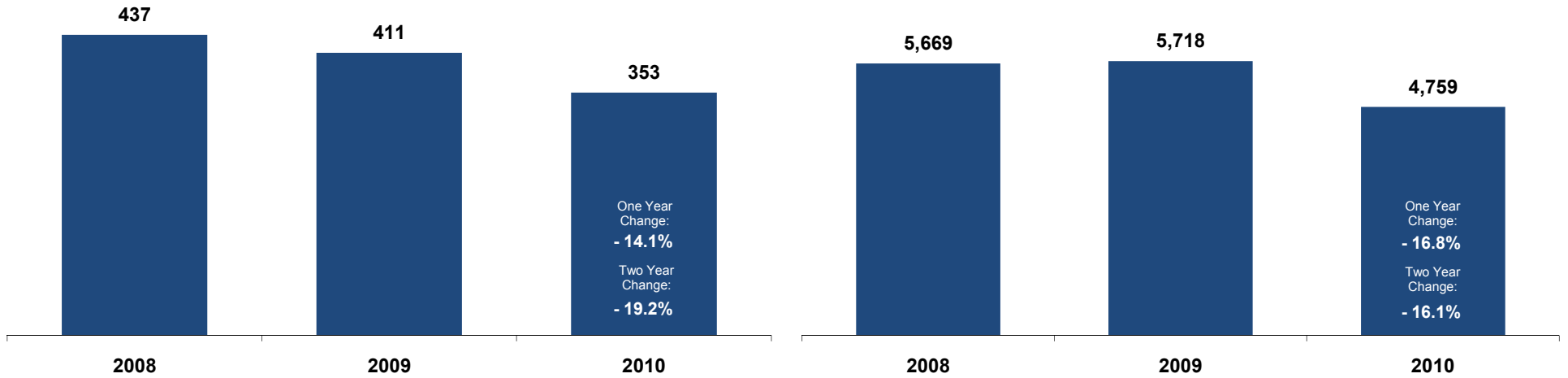
Closed Sales

A Monthly Indicator from the Akron Area Board of REALTORS® (Summit County Only)

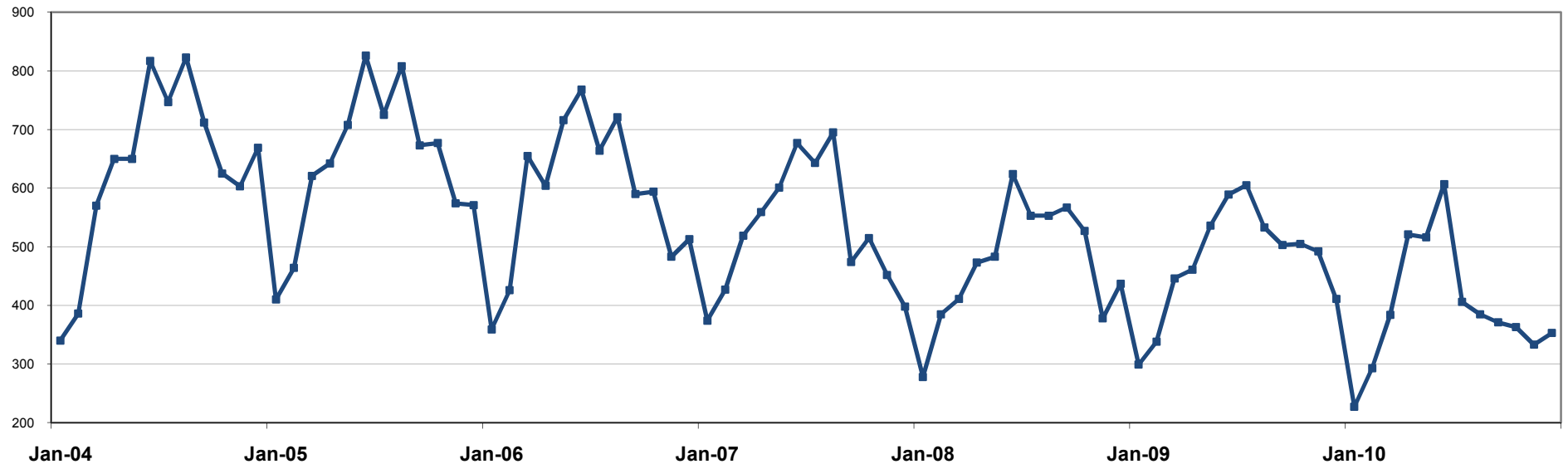


December

Year to Date



Historical Closed Sales



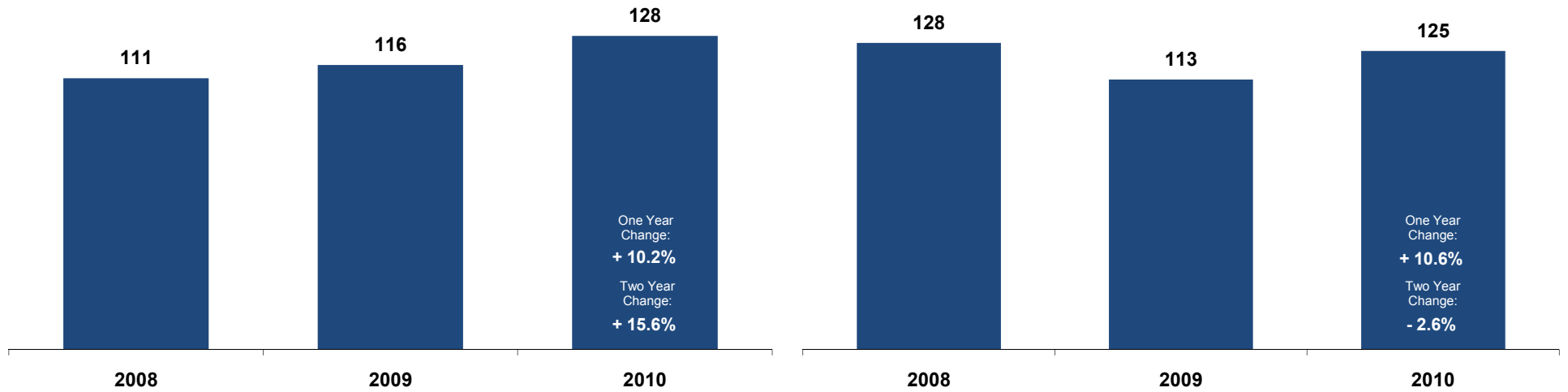
Days on Market Until Sale

A Monthly Indicator from the Akron Area Board of REALTORS® (Summit County Only)

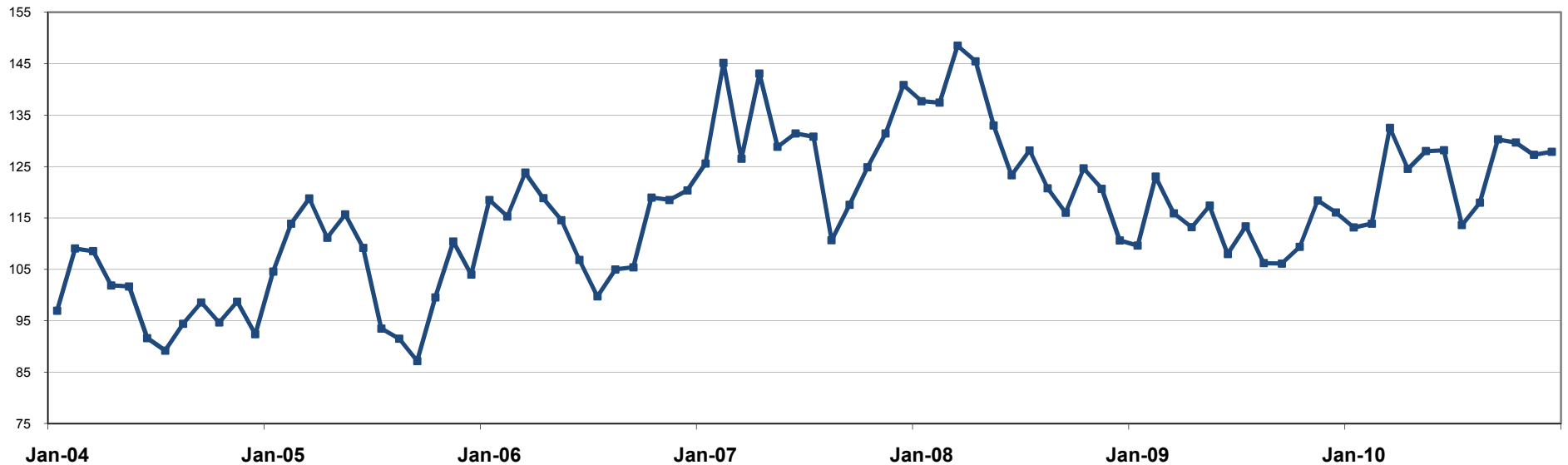


December

Year to Date



Historical Days on Market Until Sale



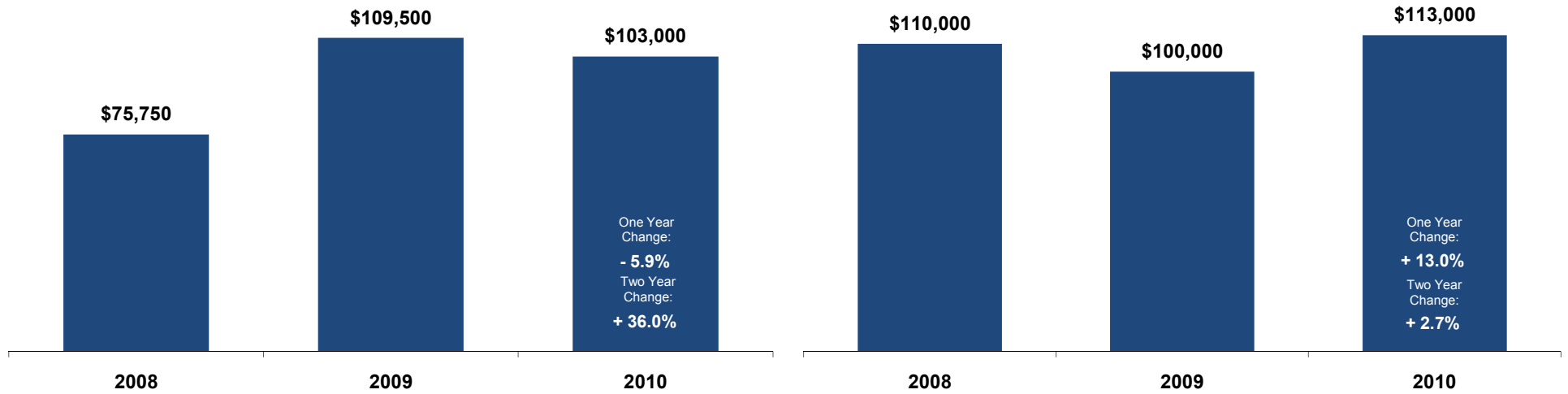
Median Sales Price

A Monthly Indicator from the Akron Area Board of REALTORS® (Summit County Only)

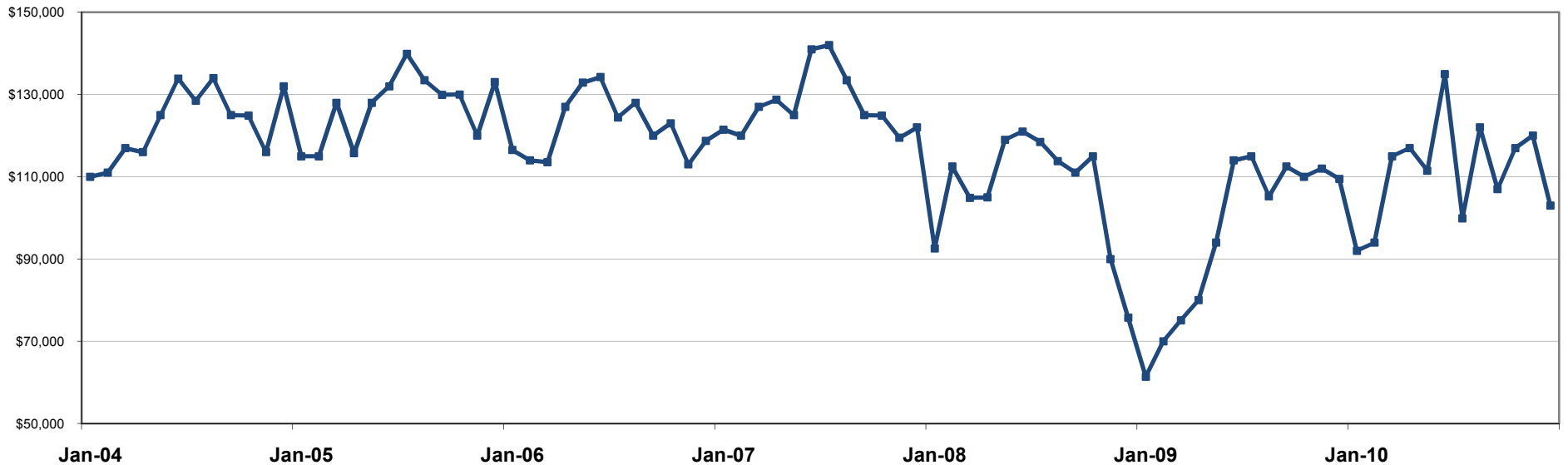


December

Year to Date



Historical Median Sales Price



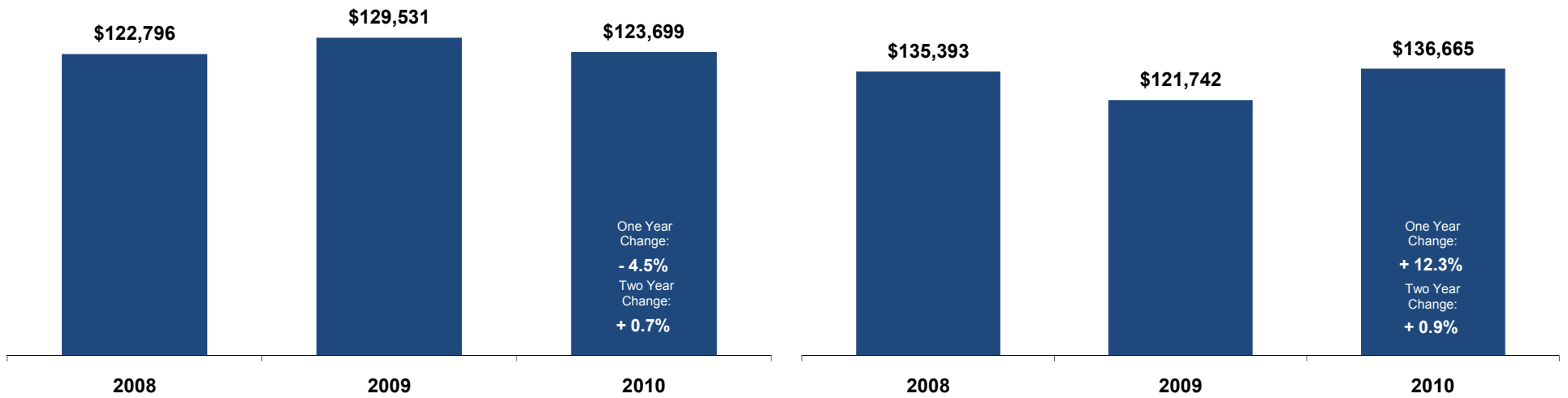
Average Sales Price

A Monthly Indicator from the Akron Area Board of REALTORS® (Summit County Only)

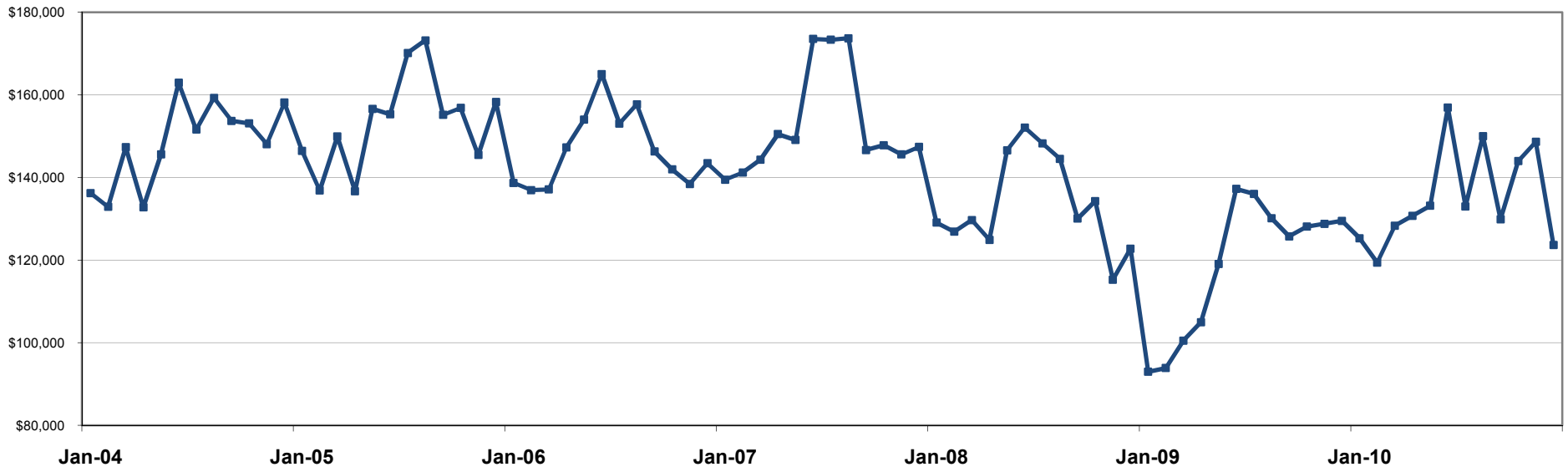


December

Year to Date



Historical Average Sales Price



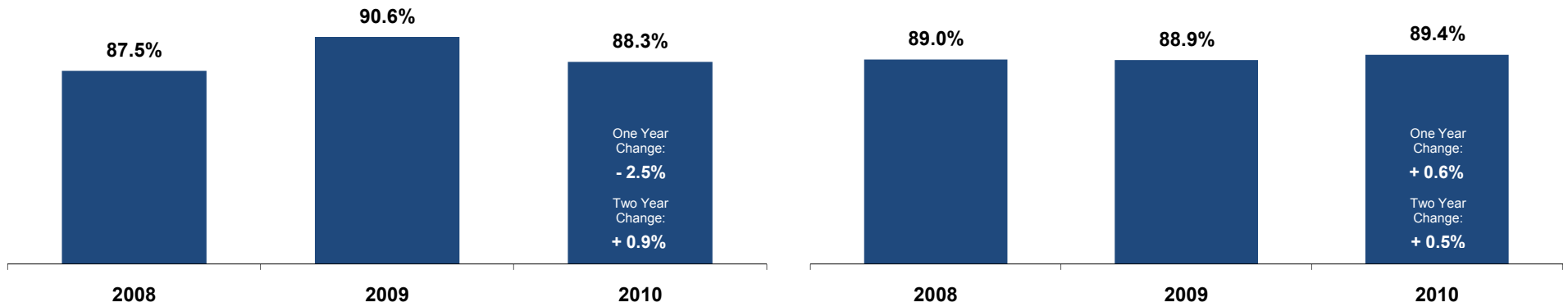
Percent of Original List Price Received at Sale

A Monthly Indicator from the Akron Area Board of REALTORS® (Summit County Only)

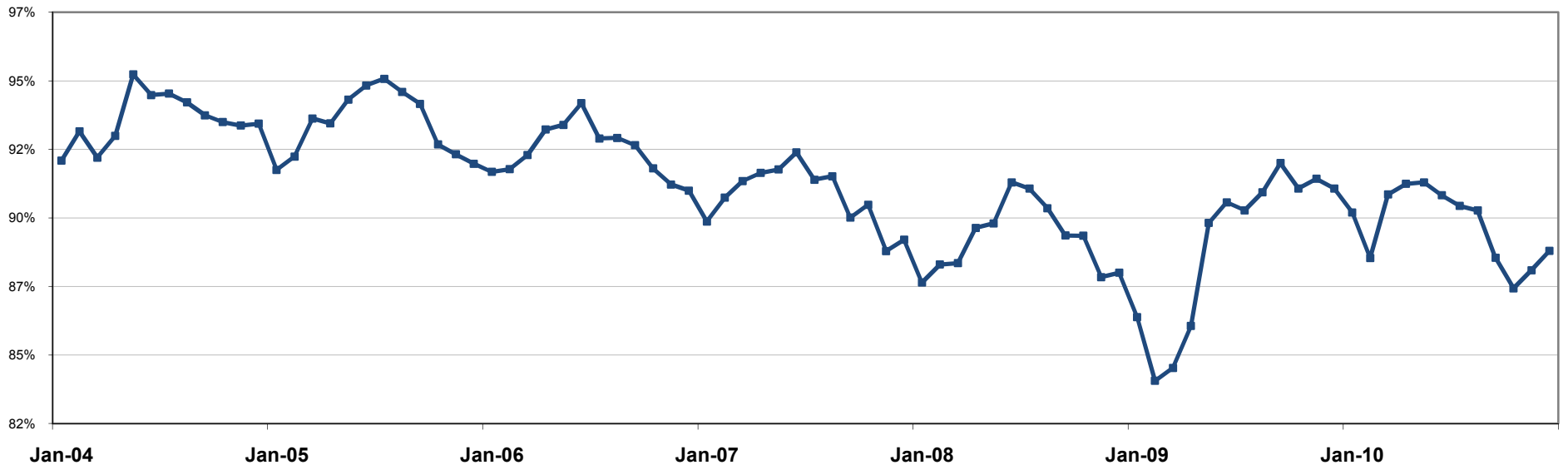


December

Year to Date



Historical Percent of Original List Price Received



Housing Affordability Index

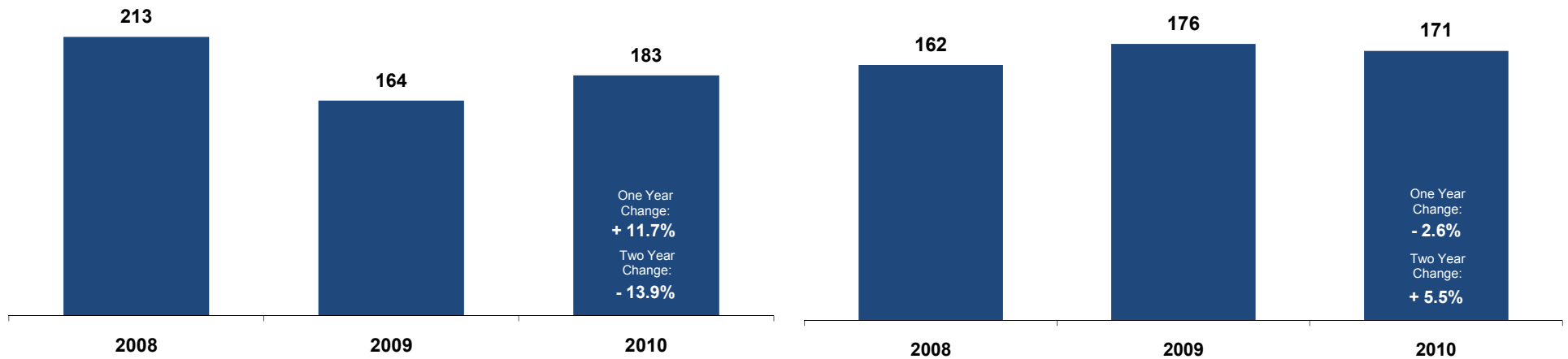
A Monthly Indicator from the Akron Area Board of REALTORS® (Summit County Only)



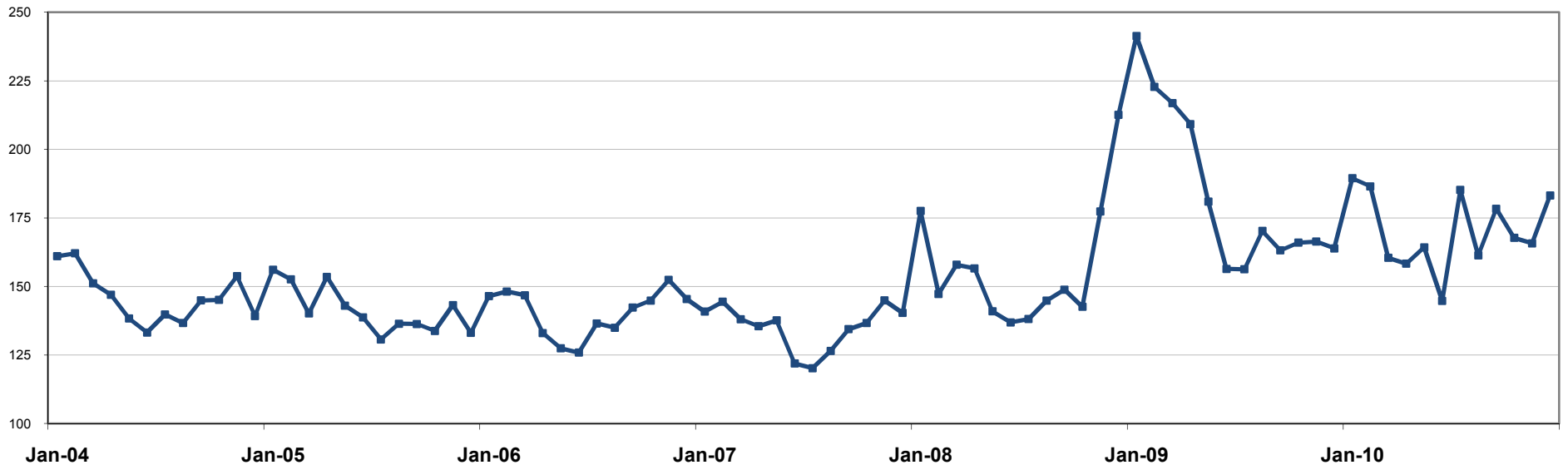
December

Year to Date

The HAI formula measures housing affordability for the Regional Housing Market. An HAI of 120 means the median family income is 120% of the necessary income to qualify for the median priced home using a 20% down, 30-year fixed rate mortgage.



Historical Housing Affordability Index

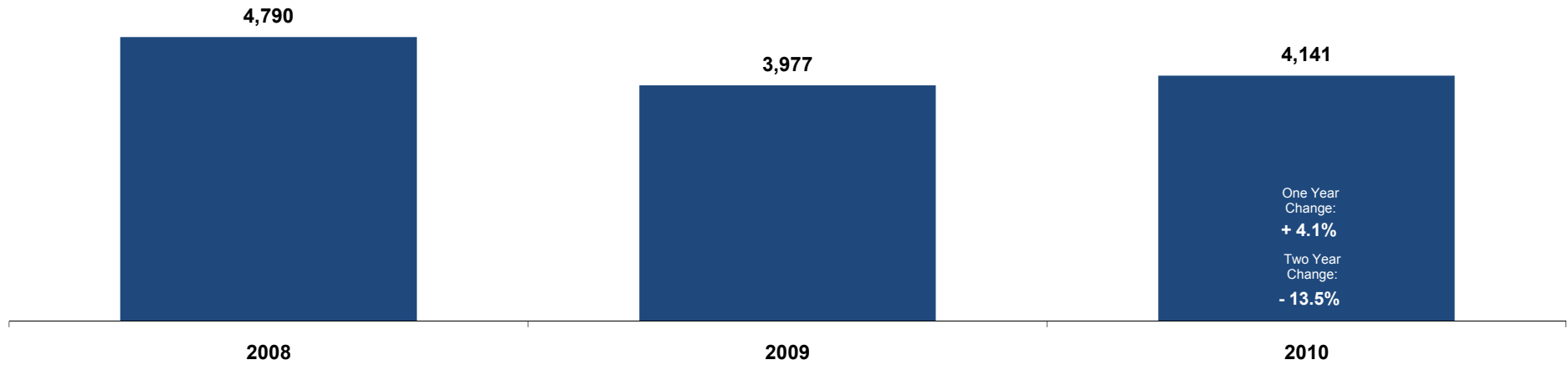


Inventory of Homes Available

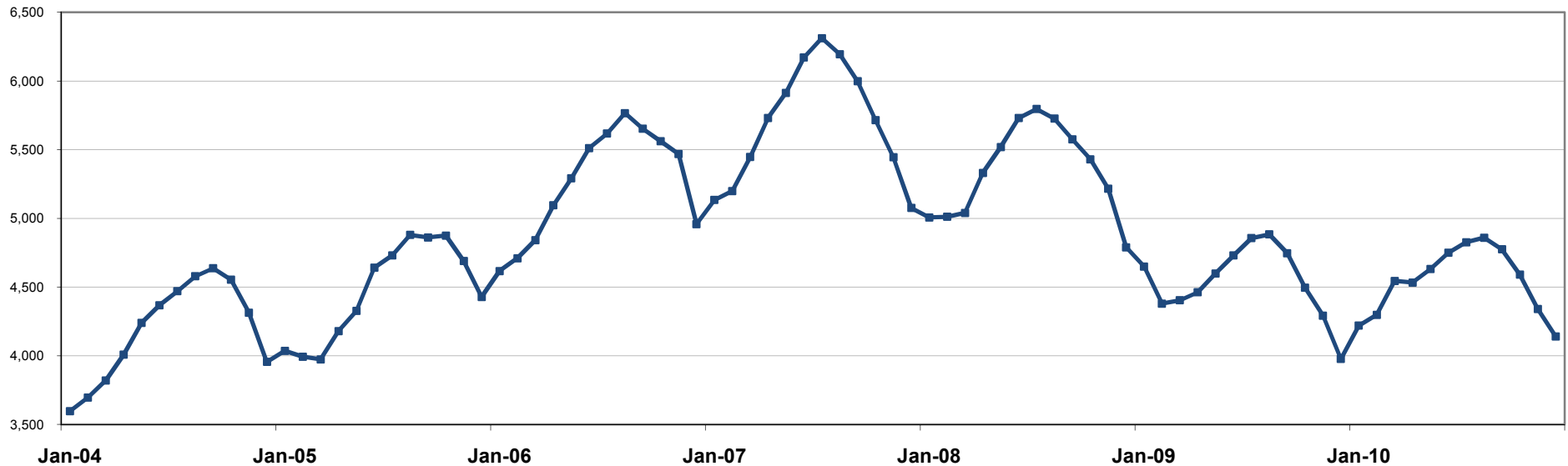
A Monthly Indicator from the Akron Area Board of REALTORS® (Summit County Only)



December



Historical Inventory of Homes Available

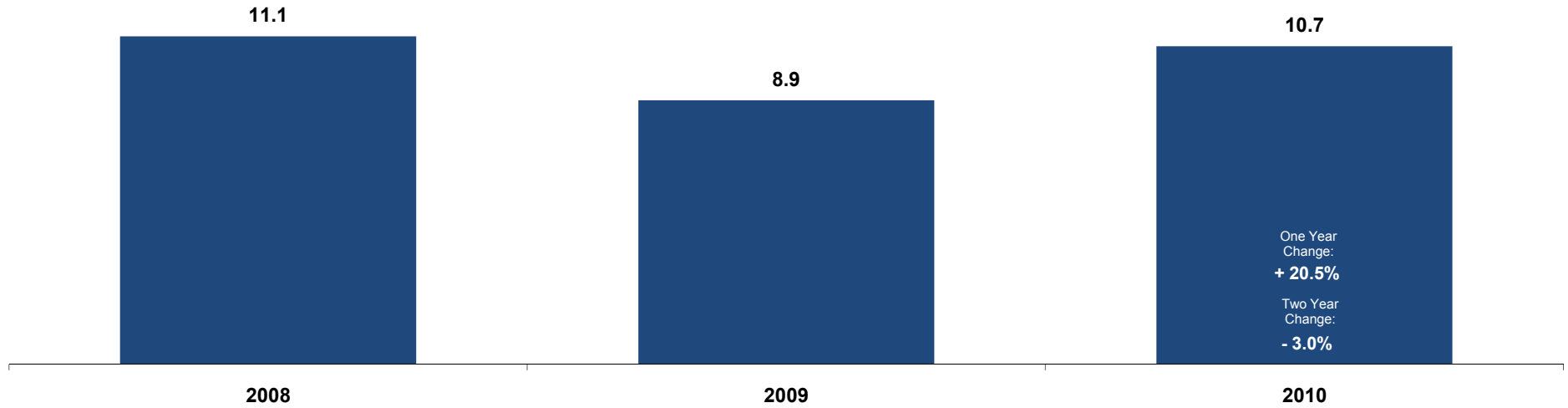


Months Supply of Inventory

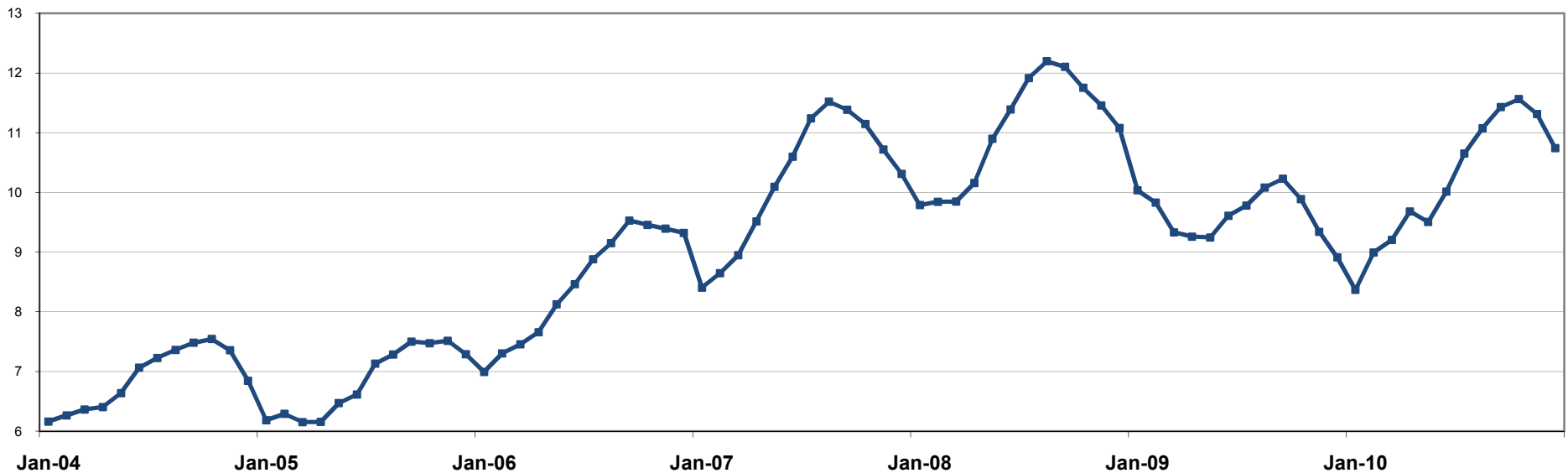
A Monthly Indicator from the Akron Area Board of REALTORS® (Summit County Only)



December



Historical Months Supply of Inventory



Market Overview



A Monthly Indicator from the Akron Area Board of REALTORS® (Summit County Only)

			Monthly			Year to Date		
			Current	Prior Year	+/-	Current	Prior Year	+/-
New Listings	Oct 2010		803	783	+ 2.6%	9,662	9,913	- 2.5%
	Nov 2010		640	625	+ 2.4%	10,302	10,538	- 2.2%
	Dec 2010		693	621	+ 11.6%	10,995	11,159	- 1.5%
Pending Sales	Oct 2010		378	464	- 18.5%	4,238	5,073	- 16.5%
	Nov 2010		313	333	- 6.0%	4,551	5,406	- 15.8%
	Dec 2010		282	298	- 5.4%	4,833	5,704	- 15.3%
Closed Sales	Oct 2010		363	505	- 28.1%	4,073	4,815	- 15.4%
	Nov 2010		333	492	- 32.3%	4,406	5,307	- 17.0%
	Dec 2010		353	411	- 14.1%	4,759	5,718	- 16.8%
Days on Market Until Sale	Oct 2010		130	109	+ 18.5%	124	112	+ 11.0%
	Nov 2010		127	118	+ 7.5%	124	112	+ 10.6%
	Dec 2010		128	116	+ 10.2%	125	113	+ 10.6%
Median Sales Price	Oct 2010		\$116,950	\$110,000	+ 6.3%	\$114,500	\$98,000	+ 16.8%
	Nov 2010		\$120,000	\$112,000	+ 7.1%	\$115,000	\$100,000	+ 15.0%
	Dec 2010		\$103,000	\$109,500	- 5.9%	\$113,000	\$100,000	+ 13.0%
Average Sales Price	Oct 2010		\$143,978	\$128,141	+ 12.4%	\$136,801	\$120,314	+ 13.7%
	Nov 2010		\$148,637	\$128,822	+ 15.4%	\$137,687	\$121,125	+ 13.7%
	Dec 2010		\$123,699	\$129,531	- 4.5%	\$136,665	\$121,742	+ 12.3%
Percent of Original List Price Received at Sale	Oct 2010		86.9%	90.6%	- 4.0%	89.6%	88.6%	+ 1.2%
	Nov 2010		87.6%	90.9%	- 3.7%	89.5%	88.8%	+ 0.8%
	Dec 2010		88.3%	90.6%	- 2.5%	89.4%	88.9%	+ 0.6%
Housing Affordability Index	Oct 2010		168	166	+ 1.1%	170	181	- 5.8%
	Nov 2010		166	166	- 0.4%	171	181	- 5.5%
	Dec 2010		183	164	+ 11.7%	171	176	- 2.6%
Total Active Listings Available at Month End	Oct 2010		4,591	4,495	+ 2.1%			
	Nov 2010		4,341	4,292	+ 1.1%	--	--	--
	Dec 2010		4,141	3,977	+ 4.1%			
Months Supply of Inventory	Oct 2010		11.6	9.9	+ 17.0%			
	Nov 2010		11.3	9.3	+ 21.1%	--	--	--
	Dec 2010		10.7	8.9	+ 20.5%			

Explanation of Methodology



A Monthly Indicator from the **Akron Area Board of REALTORS® (Summit County Only)**

New Listings	A count of the properties that have been newly listed on the market in a given month, regardless of what status they're currently in.
Pending Sales	A count of the properties that have offers accepted on them in a given month, regardless of whether or not the sale closes.
Closed Sales	A count of the properties that have closed in a given month.
Days on Market Until Sale	The average number of days between when a property is first listed and when it is closed, sold properties only.
Median Sales Price	The median sales price for all closed sales in a given month, sold properties only.
Average Sales Price	The average sales price for all closed sales in a given month, sold properties only.
Percent of Original List Price Received at Sale	The average percentage found when dividing a property's sales price by the original list price, sold properties only.
Housing Affordability Index	Measures the affordability of the region's homes. An index of 120 would mean that the median family income in the region is 120% of what's necessary to qualify for the median priced home.
Total Active Listings Available at Month End	The number of properties available for sale in active status at the end of the month.
Months Supply of Inventory	Compares the number of active listings available to the average monthly pending sales for the last twelve months.